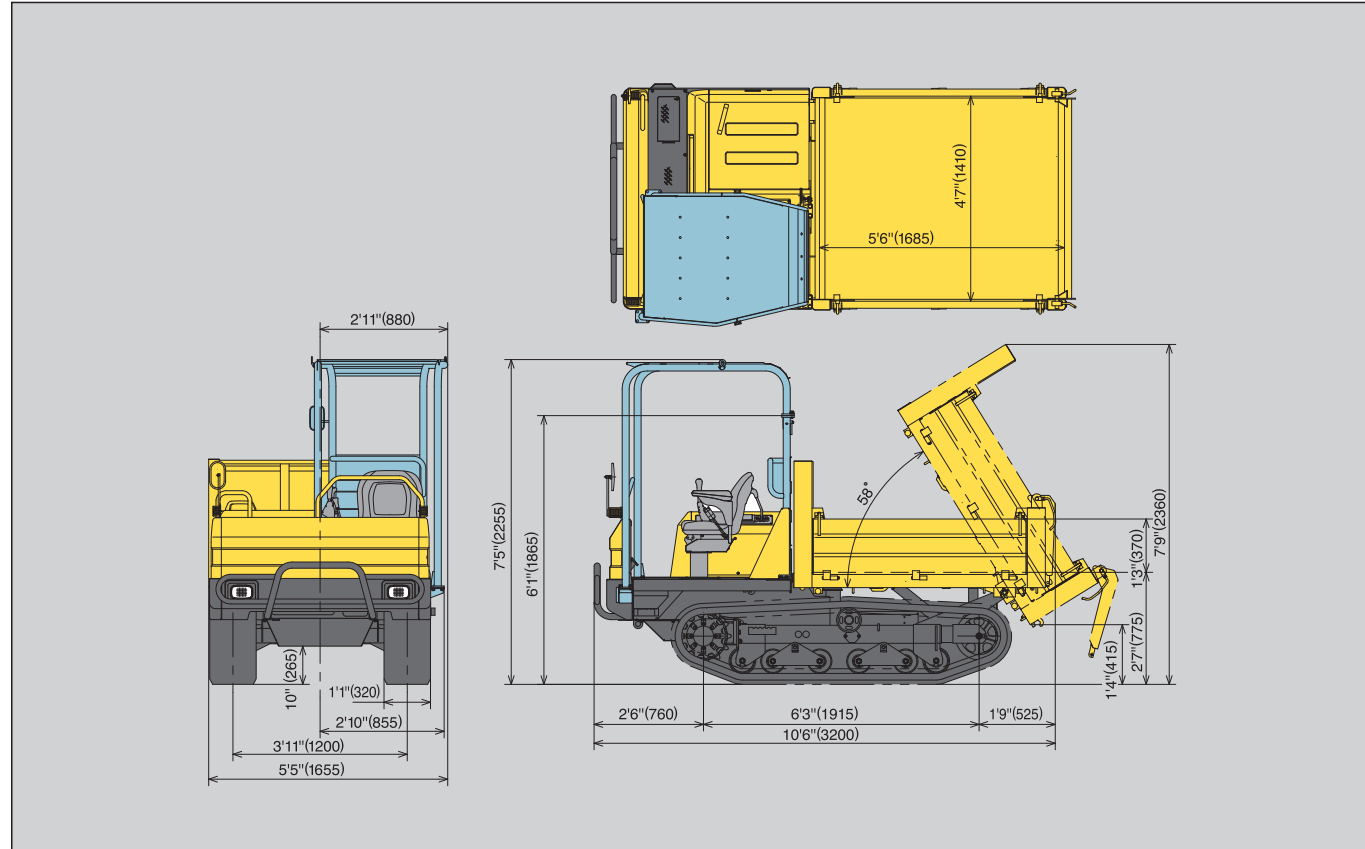


unit:ft-in (mm)



**Specifications**

Model		C30Rus		
Dump Vessel Type		-	One-way dump type	
Shape of Vessel		-	Box-shape	
Operating Weight	Net, unloaded	lbs (kg)	5215 (2365)	
Engine	Type	-	Direct injection combustion Water-cooled 3 cyl. Diesel	
	Model	-	3TNV88-BDFW	
	Output	hp (kW)/rpm	34.1/25.4 (3000)	
Transmission		-	Two speed automatic hydrostatic transmission and Reduction gear	
Under Carriage	Track type	-	Steel-reinforced rubber track	
	Track width	ft-in (mm)	1' (320)	
	Min. ground clearance	ft-in (mm)	10" (265)	
	Ground contact pressure	Unloaded	psi (kPa)	3.9 (26.9)
Loaded		psi (kPa)	8.1 (55.4)	
Brake	Service brake	Type	Mechanical wet multipul disk	
		Operation	Pedal, mechanical	
	Parking brake	Type	Common with service brake	
		Operation	Lever, mechanical	
Performance	Max. payload	lbs (kg)	5510 (2500)	
	Max. dumping angle	degrees	58	
	Dump clearance	ft-in (mm)	1'4" (415)	
	Dump body capacity	Struck	cu.yd (m³)	1.15 (0.88)
		Heaped	cu.yd (m³)	1.62 (1.24)
	Travel speed	Forward	mph (km/h)	Low speed 0-2.5 (0-4.0) / High speed 0-6.8 (0-11.0)
		Reverse	mph (km/h)	Low speed 0-2.5 (0-4.0) / High speed 0-6.8 (0-11.0)
Traction force	lbs (kN)	5510 (24.5)		
Hydraulic System	Pump (for dump)	-	Gear	
	Control valve	-	Single spool, mechanical control	
	Pump displacement	cu.in (cm³) / rev	0.40 (6.5)	
	Relief valve pressure	psi (MPa)	2490 (17.2)	
Fuel tank capacity	Gals (L)	10.6 (40)		



**YANMAR**  
ALL TERRAIN CARRIER  
**C30Rus**

**YANMAR CONSTRUCTION EQUIPMENT CO.,LTD.**

OVERSEAS SALES DEPT.  
CUSTOMER SUPPORT MANAGEMENT DIVISION.  
1717-1 Kumano, Chikugo, Fukuoka 833-0055 JAPAN  
TEL:+81-942-53-5465 FAX:+81-942-53-5132  
<http://www.yanmar.co.jp>

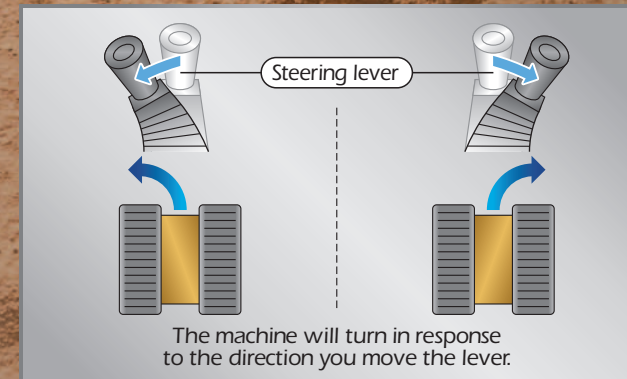
Note : All information presented in this Brochure is subject to change without notice.

# The Carrier for Professionals

## Simple, Efficient Operation and the Ruggedness for Every Terrain



### Single Handed Operation



The single steering lever is extremely easy to operate with one hand. The easy controls give the operator hours of low-fatigue operation.

### The Ruggedness for Large Capacity Loads 5,500lbs (2,500kg)

The loading vessel bottom plate is 0.24 inch thick, and the structure rugged and strong.




### Efficient Dumping

The dumping angle and clearance are big for efficient dumping.



### Turnable Reverse Operator's Seat

Turn the seat around with a single lever operation, without even getting out of your seat. The operator can always face forward regardless of the direction of travel. That's a convenient feature on restricted worksites.



### Variable Speed HST

Just step on the pedal to change speed like when using the automatic transmission of a passenger car. Acceleration and deceleration are smooth.



### Walk-through Operator Seat

Get in and out from either side — a big plus when space is tight.

### Rubber Track

The durable rubber tracks are gentle to asphalt but have plenty of traction on soft ground.



### Front Bumper

The front bumper protects the machine from damage during work.



### Four-pillar ROPS/FOPS Canopy Retractable Seat Belt

The ROPS (Rollover Protective Structure) and FOPS (Falling Object Protective Structure) canopy complies with safety standards.

### Easy Engine Maintenance

The hood opens fully for easy engine maintenance. The engine complies with the EPA's emissions regulation.

